

UNIVERSITY OF SALZBURG  
INSTITUTE OF COMPUTER SCIENCE

**SatMAS**

**Input pattern selection in a  
Multi Agent System**

THOMAS ASCHAUER  
THORSTEN ENGL

Date: April 5, 2001  
Version: 1.0

# Contents

<b>1</b>	<b>Introduction</b>	<b>4</b>
1.1	Introduction to Artificial Neural Networks . . . . .	4
1.1.1	Introduction to Artificial Intelligence . . . . .	4
1.1.2	What is an ANN? . . . . .	5
1.2	Introduction to Multi Agent Systems . . . . .	5
1.2.1	Mixture of Experts . . . . .	6
1.2.2	Cooperation in MAS . . . . .	6
1.3	Motivation for Input Pattern Selection . . . . .	7
1.4	Existing Methods of Input Pattern Selection . . . . .	8
1.4.1	Active Selection . . . . .	8
1.4.2	Active Sampling . . . . .	8
1.4.3	Dynamic Pattern Selection . . . . .	9
1.4.4	Training Data Selection with Genetic Algorithms . . . . .	9
1.4.5	Training Data Selection with Multi Layer Neural Networks . . . . .	9
<b>2</b>	<b>Project specification</b>	<b>10</b>
2.1	Satellite Image Classification . . . . .	10
2.1.1	Data Structure . . . . .	10
2.1.2	Sample Images . . . . .	11
2.1.3	Example for a Classification . . . . .	12
2.2	System Architecture . . . . .	14

# List of Figures

2.1	X-Band example . . . . .	12
2.2	P-Band example . . . . .	12
2.3	Sat-Example (Viewed with YARB) . . . . .	13

# List of Tables

2.1	Wavelengths in the electromagnetic spectrum routinely used for various remote sensing applications . . . . .	11
-----	--	----

# Chapter 1

## Introduction

This chapter gives an overview about motivation for input pattern selection in an MAS. Additionally we give an overview of already existing methods of resolution.

### 1.1 Introduction to Artificial Neural Networks

#### 1.1.1 Introduction to Artificial Intelligence

Science arises from the very human desire to understand and control the world. The invention of electronic computers greatly enhanced the human ability to model the scientific and technical problems into programs, and to solve them in an astonishingly fast way. Traditionally, problems were encoded into programs in the following steps:

1. Scientists research and understand a scientific model
2. Reduce this model into a few formula or rules
3. Code these formulas and rules into computer readable languages

Then after the program was developed, it could be used with different input data to solve a particular kind of problem. In analyzing this problem-solving model, we could figure out two presumptions: first, people should have full knowledge of the steps to solve the problem; second, these steps could be encoded into computer understandable languages. And in this traditional model, programs and computers had no intelligence of their own; they only conducted what programmers told them to do. But as people's ability to understand the world increased, they found the two presumptions were hardly true for many complicated problems, which were too complex to be reduced into a serial of predefined steps, and too difficult to program by hand.

As biological science was highly developed, people found out that each biological unit was just a physical unit that followed a set of very simple rules, but it could solve a large amount of complex problems, even problems they had never met before. So why not let electronic computers mimic those biological units, and while programmed to follow a set of simple pre-programmed rules, to solve complex problem in an innovative way. In this sense, let computers became "intelligent". So inspired by the biological evolution, there emerged the new technology of artificial intelligence.

### 1.1.2 What is an ANN?

An ANN<sup>1</sup> is an information-processing system that is based on generalizations of human cognition or neural biology.

The key features of NN consists of (taken from [1]):

- Information processing occurs at many simple elements called neurons.
- Signals are passed between neurons over connection links.
- Each connection link has an associated weight, which, in a typical neural net, multiplies the signal transmitted.
- Each neuron applies an activation function (usually nonlinear) to its net input (sum of weighted input signals) to determine its output signal.

A neural network (NN) is characterized by its particular:

- Architecture; its pattern of connections between the neurons.
- Learning Algorithm; its method of determining the weights on the connections.
- Activation function; which determines its output.

## 1.2 Introduction to Multi Agent Systems

MAS<sup>2</sup> are computational systems in which two or more agents interact or work together to perform some set of tasks or to satisfy some set of goals. These systems may be comprised of homogeneous or heterogeneous agents. An agent in the system is considered a locus of problem-solving activity, it operates asynchronously with respect to other agents, and it has a certain level of autonomy. Agent autonomy relates to an agents ability to make its own decisions about what activities to do, when to do them, what type of information should be communicated and to whom, and how to assimilate the information received.

Characteristics of Agents:

**Autonomy** An agent works independent from his host.

**Single minded** The agent performs a clear predefined job, his behavior is corresponded to this task.

**Reactive** The agents program run is event driven.

**Environment dependent** Interfaces to his environment and available resources determine his activities.

**Permanent** State information stay for the whole program run.

---

<sup>1</sup>Acronym for Artificial Neural Network. Short form: NN

<sup>2</sup>Acronym for Multi Agent System

Additionally, Agents may have some optional characteristics:

**Interactive** Communication between different agents is possible.

**Mobile** The agent moves between different hosts.

**Adaptive** He automatically adjusts himself to changed boundary conditions.

### 1.2.1 Mixture of Experts

A mixture of experts is a probabilistic model that can be interpreted as a mixture model for estimating conditional probability distributions. The model consists of a gating network that divides the problem into smaller problems and makes expert networks specialize on each of these sub problems. In terms of a mixture model the expert networks correspond to conditional component densities and a gating network to input dependent mixture coefficients.

Note that, the gating network splits the data in a "soft" way, allowing several experts to be selected at a time. Since the gating networks deals with the decomposition in smaller tasks the choice of the type of gating network is an important one.

There are three well known types for gating networks:

- Single Layer Perceptron with a soft-max activation function (standard mixture of experts model)
- Multi Layer Perceptron with a soft-max output activation function (also known as gated experts)
- Using Gaussian kernels to divide the input space with soft hyper-ellipsoids

For complex compositions sometimes a hierarchical mixture of experts is used. This mixture has a tree structure, where the leaves contain the expert networks and the non-terminal nodes contain the gating networks.

A short overview of these gating network types is given in [2]

### 1.2.2 Cooperation in MAS

One of the key problems in cooperative MAS is how to get agents to cooperate effectively [3]. The need to interact in such systems occurs because agents solve sub-problems that are interdependent, either through contention for resources or through relationships among the sub-problems. These relationships arise from two basic situations related to the natural decomposition of domain problem solving into sub problems.

- The first situation is where the subproblems are the same or overlapping, but different agents have either alternative methods or data that can be used to generate a solution.

For example, in a distributed situation assessment application, overlapping sub-problems occur when different agents are interpreting data from different sensors (independent information sources) that have overlapping sensor regions (cover similar information).

- Another form of interdependence occurs when two sub-problems are part of a larger problem in which a solution to the larger problem requires that certain constraints exist among the solutions to its subproblems.

For example, in a distributed expert system application involving the design of an artifact where each agent is responsible for the design of a different component (subproblem), there are constraints among these subproblems that must be adhered to if the individual component designs will mesh together into an acceptable overall design.

Depending upon the character of subproblem interdependencies, the interactions among agents in a MAS can be complex, often requiring a multistep dialogue similar to an asynchronous co-routine type of inter-action.

### Knowledge Query and Manipulation Language

KQML <sup>3</sup> is a standardised language for inter agent communication. In KQML messages are called Performatives. The syntax of these Performatives follows the Common Lisp Polish Prefix Notation.

### Blackboard Architecture

The blackboard architecture is a design pattern that supports systems where nondeterministic solving strategies are used [4].

In many cases there are no known strategies how agents bring their results together. This is where the blackboard architecture takes place. There will be a "blackboard", data storage, where all elements of the solution space and corresponding control information are hold. Each agent sends its output to the blackboard and a central control component decides if the agents solution is plausible. Agents have the ability to use already existing solutions from other agents to establish a new hypothesis. The control component may reject an existing hypothesis or declare it as the final solution.

## 1.3 Motivation for Input Pattern Selection

When training an ANN we often face the problem of huge amounts of possible training data. This would result in extreme time consuming training cycles if all available data is used for teaching the network. So it's important to select only the essential part of the training pattern and keep the training data set as small as possible.

On the other hand, minimization of generalization error has also to be guaranteed, in order to ensure that the trained network can properly yield an optimal result. The selection of training data presented to the neural network influences whether or not the network learns a particular task. Like a child, how well a network will learn depends on the examples presented. A good set of examples, which illustrate the tasks to be learned well, is necessary for the desired learning to take place. The set of training examples must also reflect the variability in the patterns that the network will encounter after training. At first glance this appears to be a contradictory pair of objectives. However, just as the generalization error must be as low as possible, data sampling which involves

---

<sup>3</sup>Acronym for Knowledge Query and Manipulation Language



both collection and measurement of data is expensive and therefore needs to be reduced to a minimum. There are several methods of resolution for selecting a well fitting subset of the original (in most cases very huge) data set. However, the problem of selecting the optimal training set has not yet been solved.

## 1.4 Existing Methods of Input Pattern Selection

- Active Learning
  - Active Selection
  - Active Sampling
- Dynamic Pattern Selection
- Training Data Selection with Genetic Algorithms
- Training Data Selection with Multi Layer Neural Networks

### 1.4.1 Active Selection

The starting point for active learning is the observation that the traditional approach of randomly selecting training samples leads to large, highly redundant training sets. Such training sets can be obtained if the learner is enabled to select those training data that he/she expects to be most informative. In this case, the learner is no longer a passive recipient of information but takes an active role in the selection of the training data. A deeper introduction to active learning can be achieved in [5].

### 1.4.2 Active Sampling

Recent research has shown active learning methods to be effective in increasing the modeling reliability of a neural network system. An active learning agent has the ability to query its environment in order to make a selection of its training data. One approach to the implementation of active learning is to use querying-by-committee. This results in considerably reduced data collection and at the same time does not compromise the accuracy of identification. A nonlinear plant with both clean and noisy data is successfully modeled by such a technique and a feed forward neural network controller based upon such a model is demonstrated to perform effectively.

#### Minimized Data Collection - Active Querying Example

This is a data gathering method based on active querying. In this method data is reduced to a minimum, yet modeling accuracy is not compromised. The active querying criterion is determined by whether or not several neural network models agree when they are fitted to random sub samples of a small amount of collected data. For details see [6].

### 1.4.3 Dynamic Pattern Selection

In contrast to active pattern selection, the dynamic pattern selection algorithm achieves concise training sets by continually validating the generalization properties of the net. Details of this method can be found in [7].

### 1.4.4 Training Data Selection with Genetic Algorithms

In this method a genetic algorithm is employed for the parallel selection of appropriate input pattern for the training data set.

For an example see [8].

### 1.4.5 Training Data Selection with Multi Layer Neural Networks

This method selects a small number of training data, which guarantee both generalization and fast training of the MLNNs applied to pattern classification. The generalization will be satisfied using the data locate close to the boundary if the pattern classes. However, if these data are only used in the training, convergence is slow. Therefore the MLNN is first trained using some number of the data, which are randomly selected (Step 1). The data, for which the output error is relatively large, are selected. Furthermore, they are paired with the nearest data belong to the different class. The newly selected data are further paired with the nearest data. Finally, pairs of data, which locate close to the boundary, can be found. Using these pairs of the data, the MLNNs are further trained(Step 2). Since, there are some variations to combine Steps 1 and 2, the proposed method can be applied to both off-line and on-line training. The proposed method can reduce the number of the training data, at the same time, can hasten the training. A detailed description can be found at [9].

# Chapter 2

## Project specification

### 2.1 Satellite Image Classification

Since mankind is able to take pictures from outer space, it has always been a difficult task to recognize specific patterns, related to a special problem. As computer science raised a stadium where computers are able to perform some "intelligent" tasks, a wide research area established in solving the problem of automatic image classification. There have been many different methods of resolution, ranging from genetic algorithms to neural networks. One common problems in all these attempts is that applications of biological methods are extreme time intensive.

Nowadays distributed systems are well known and popular used, so it's the logical consequence applying this technology to the problem domain of image classification. One possible way achieving a collaboration of these technologies is by using a multi agent system.

#### 2.1.1 Data Structure

One important characteristic of satellite images is the wavelength used for sampling. Each wavelength range is distinguished by determined advantages and disadvantages, which places it best in certain application areas. Table 2.1 lists the most common used wavelength ranges, which was taken from [10].

Table 2.1: Wavelengths in the electromagnetic spectrum routinely used for various remote sensing applications

Wavelength range	Notation	Application related areas
0.40-0.50 $\mu\text{m}$	blue	Water penetration and water depth
0.50-0.60 $\mu\text{m}$	green	Vegetation greenness, ocean colour
0.60-0.70 $\mu\text{m}$	red	Chlorophyll absorption in healthy plants, iron oxide content in soils, water sediment load
0.70-0.90 $\mu\text{m}$	near IR	Healthy vegetation response, crop monitoring and classification, land and water separation; vegetation and soil separation; separation of built and vegetated surface cover
1.55-1.75 $\mu\text{m}$	near IR	Soil moisture content
2.00-2.40 $\mu\text{m}$	SWIR	Presence of clay-based minerals
3.00-4.00 $\mu\text{m}$	mid IR + thermal IR	Volcanic activity, bush fires, underground fires
9.00-12.50 $\mu\text{m}$	far IR + thermal IR	Earth ocean and land temperatures
2.4-3.75 cm	X-band microwave	Forest canopy shape, crop classification. Ocean roughness, wind speed
3.75-7.5 cm	C-band microwave	Crown thickness, leaf/branch size and orientation. Plant morphology. Ocean surface roughness, wind speed; oil seeps; surface elevation; land cover; bathymetry; geology; gravity fields; sea-ice and iceberg monitoring
15-30 cm	L-band microwave	Trunk size and tree density; ocean roughness; soil surface roughness; soil moisture content; forest clearcut areas
30-100 cm	P-band microwave	Trunk size and tree density; soil moisture content; soil surface penetration and under surface phenomena; snow penetration

### 2.1.2 Sample Images

In our problem domain the used wavelengths are the X- and the P-Band. Pictures 2.1 and 2.2 represent the same geographical area, where picture 2.1 was sampled in the X-Band and picture 2.2 in the P-Band.

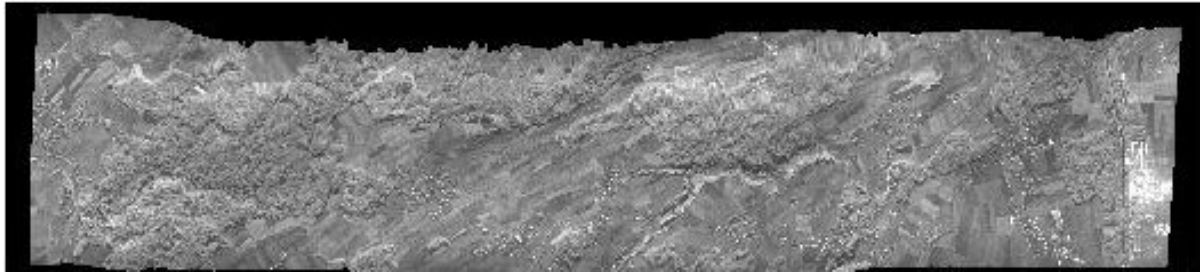


Figure 2.1: X-Band example




Figure 2.2: P-Band example

### 2.1.3 Example for a Classification

Find a properly visualization of such classifications during research is always difficult and time consuming. Therefore using some powerful tools is a duty. In our case YARB<sup>1</sup>, an ultimate visualization system, fitted best.

In picture 2.3 you can see a classification of such a satellite image printed with YARB.

---

<sup>1</sup>Yet Another Result Browser

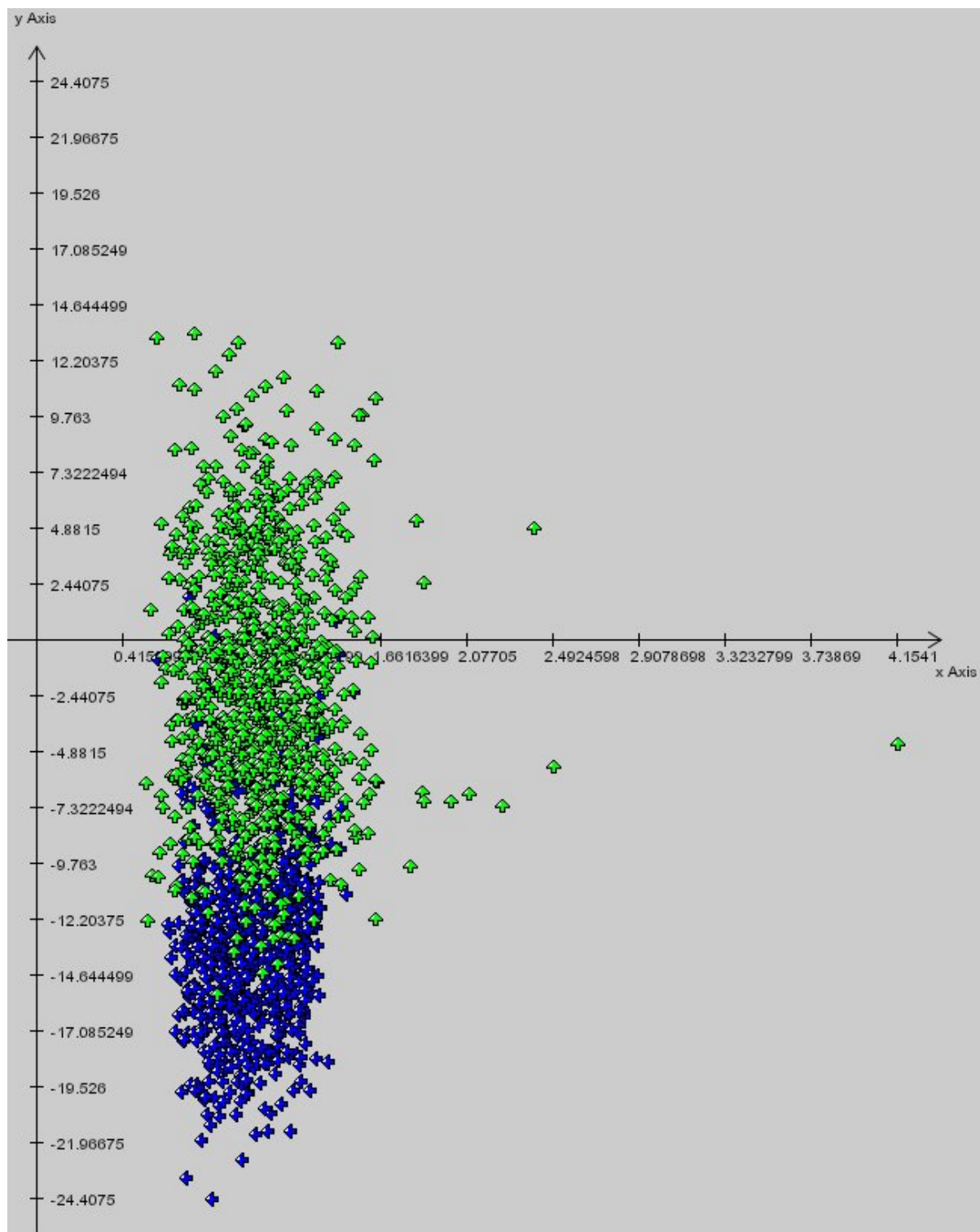


Figure 2.3: Sat-Example (Viewed with YARB)

## 2.2 System Architecture

There are many boundary conditions to be thought of, and we will discuss every part of them in a separate section:

- Multiple agents
- Local experts, ability to make requests for reinforcement
- Autonomous movement of agents
- Controller
- Distributed system, communication
- World modeling

### Agents

The system should be built of different agents. Each agent has its own operational area and should have a high degree of autonomy. It is free to move around its area and collect data samples, which is used to learn the associated classification neural network. But there is not only a NN for classification, the movement control of the agent is also realized by a neural network.

The gathered data samples are hold in a "bag pack", that has a limited capacity. The decision which data samples are valuable is made by the agent itself.

The expertise of an expert should be convergent to the maximum, but when the data distribution of its area is too wide spread, this can't be guaranteed. In this case the expert has the ability to ask for reinforcement so that his area will be split into a distinct number of sub areas and each area will be inspected by a own agent. To prevent the loss of the old agents gained experience a nice extension would be to implement mechanism for transferring knowledge between agents. There are already research approaches on such mechanisms, like the one in [11].

### Controller

After the learning period of all the agents is finished, the user may ask the controller for the classification results. The responsibility of the controller is then to ask the agents, which are experts of a distinct area, and bring together the corresponding results.

### Distribution and communication

One boundary condition is to decrease the time consumption needed for full classify a satellite image. This is done by distributing the agents to multiple computer systems. Therefore a stable and efficient communication system is needed. As the preferred implementation language is Java, the method of choice will be RMI.

**World modeling**

Using different frequency bands leads to a big problem for system modeling: Should the agents move on a discrete area filled with data samples or on a net based on the real measure points? The advantage of the former method is that agent movement is trivial and it is easy to determine the experts of a specified area. The problem would be that there won't be a data sample on each point of the square grid, and even large areas of the grid may have almost no samples. As illustration of this problem take a look at picture 2.3, where the mass of data samples are only in a relatively small zone.

Another approach would be to create a net consisting only of the sample points. But then it would be difficult to calculate the movement of an agent and also find the best experts of an area.



# Bibliography

- [1] Doron Shalvi. An introduction to artificial neural networks, 1997.
- [2] Perry Moerland. Classification using localized mixtures of experts. In *Proceedings of the International Conference on Artificial Neural Networks (ICANN'99)*, volume 2, pages 838–843. London: IEE, 1999. (IDIAP-RR 98-14).
- [3] Victor R. Lesser. Cooperative multiagent systems: A personal view of the state of the art. In *IEEE Transaction on Knowledge and Data Engineering*, volume 11, No. 1 Jan/Feb 1999, pages 133–142, 1999.
- [4] Frank Buschmann; Regine Meunier; Hans Rohnert; Peter Sommerlad; Michael Stal. *Pattern-orientierte Software-Architektur. Ein Pattern-System*. Addison-Wesley, 1st edition, 1998. ISBN 3-8273-1282-5.
- [5] H. Ritter M. Hasenjäger. Active learning in neural networks. Technical report, Technische Fakultät, Universität Bielefeld, Germany, 1998.
- [6] Leonard G.C. Hamey Tirthankar RayChaudhuri. Accurate modelling with minimised data collection – an active learning algorithm. Technical report, School of MPCE, Macquarie University, New South Wales 2109, Australia, 1995.
- [7] Axel Röbel. The dynamic pattern selection algorithm: Effective training and controlled generalization of backpropagation neural networks. Technical report, TU Berlin, Germany, 1998.
- [8] Helmut Mayer Roland Schwaiger. Is evolution a good teacher? genetic algorithms create training data sets for artificial neural networks. Technical report, Department of Computer Science, University of Salzburg, A-5020 Salzburg, Austria, 1998.
- [9] Kenji Nakayama Kazuyuki Hara. Training data selection method for generalization by multilayer neural networks. Technical report, The Institute of Electronics, Information and Communication Engineers, Tokyo 105, Japan, 1998.
- [10] Third untited nations conference on the exploration and peaceful use of outer space, 1998. A/CONF.184/BP/3.
- [11] Stephen Quirolgico; Kip Canfield; Timothy Finnin; James A. Smith. Communicating neural network knowledge between agents in a simulated aerial reconnaissance system. Technical report, Department of Information Systems, University of Maryland. Baltimore County, 2000.